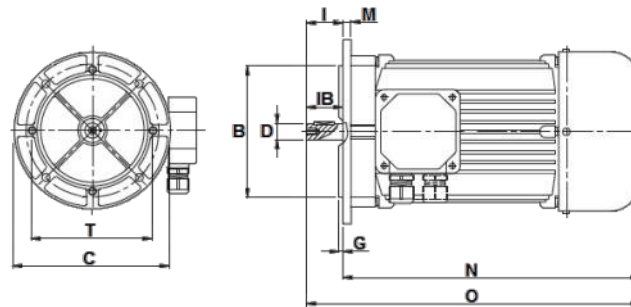
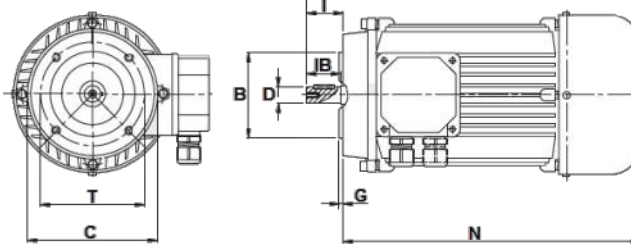


IEC - B5



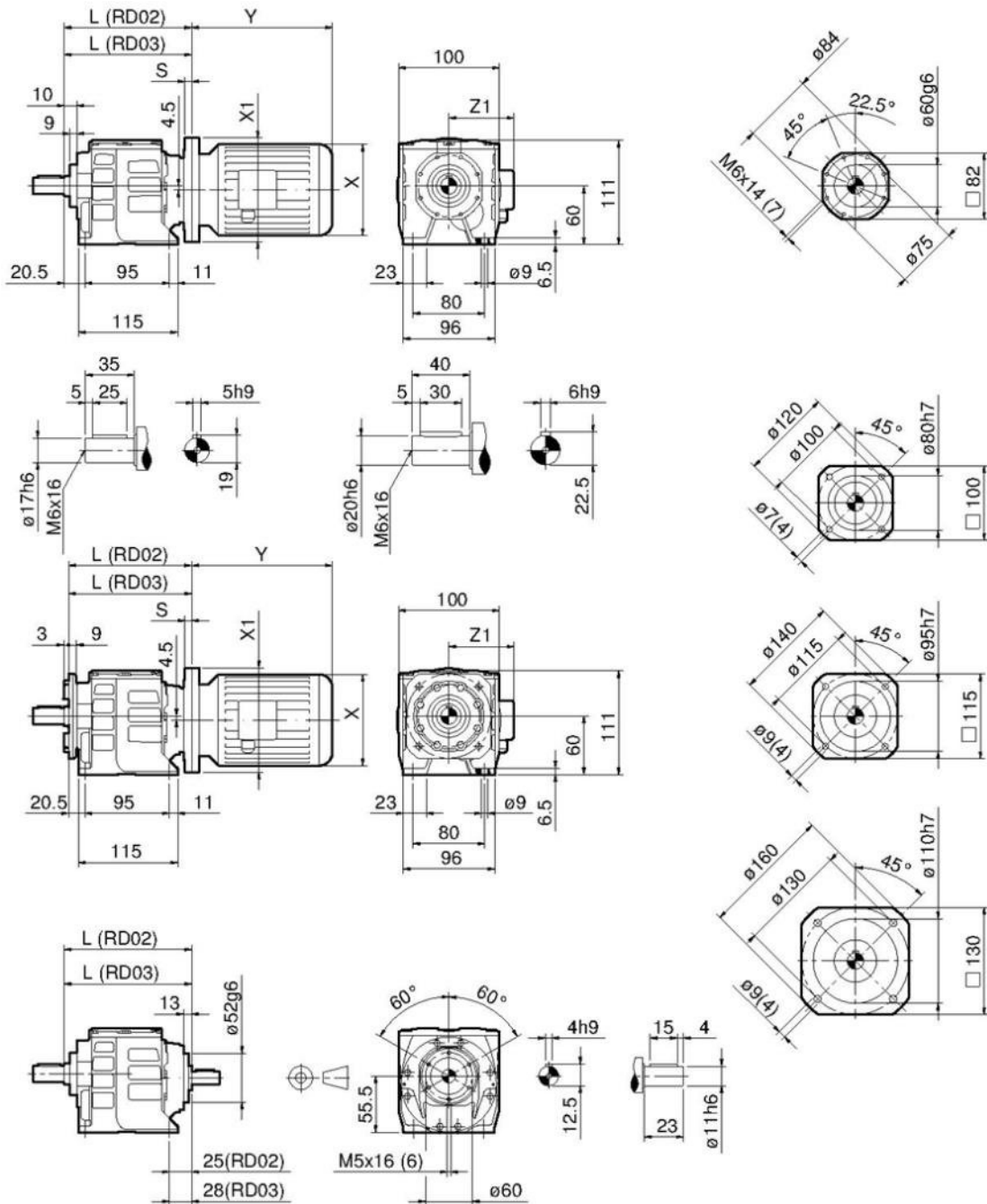
IEC - B14



Größe	4 - polen			2 - polen			Flansch C / T / B	Welle D x l	G	IB	M	N	O
	kW	rpm	kg (B3)	kW	rpm	kg (B3)							
T56A	0.06	1410	2.5	0.09	2730	2.6	B5 - 120 / 100 / 80	9 x 20	2.5	20	8.5	168	188
T56B	0.09	1340	2.6	0.14	2750	3.2	B14 - 80 / 65 / 50					125	145
T63A	0.13	1340	3.7	0.18	2770	3.7	B5- 140 / 115 / 95	11 x 23	2.5	23	10	190.5	213.5
T63B	0.18	1360	4.3	0.25	2820	4.3	B14 - 90 / 75 / 60					140	161
T71A	0.25	1410	5.8	0.37	2860	5.8	B5 -160 / 130 / 110	14 x 30	3.0	30	10	218	248
T71B	0.37	1370	6.2	0.55	2860	6.2	B14 - 105 / 85 / 70					168	188
T80A	0.55	1430	8.5	0.75	2860	8.5	B5 - 200 / 165 / 130	19 x 40	3.0	40	11	248	282
T80B	0.75	1430	9.8	1.1	2850	9.8	B14 - 120 / 100 / 80						
T90S	1.1	1430	12.0	1.5	2880	12.0	B5- 200 / 165 / 130	24 x 50	3.5	50	10	255	305
T90L	1.5	1430	13.5	2.2	2850	13.5	B14 - 140 / 115 / 95					280	330
T100A	2.2	1430	19.0	3	2910	18.5	B5 - 250 / 215 / 180	28 x 60	4.0	60	14	312	372
T100B	3	1430	21.0	4	2920	21.0	B14 - 160 / 130 / 110						
T112A	4	1440	29.0	5.5	2920	32.0	B5 - 250 / 215 / 180 B14 - 160 / 130 / 110	28 x 60	4.0	60	14	330	390
T132S	5.5	1460	43	7.5	2920	48	B5 - 300 / 265 / 230	38 x 80	4.0	80	20	380.5	460.5
T132M	7.5	1460	52	11	2940	54	B14 - 200 / 165 / 130					418.5	498.5
T132ML	9.2	1460	54	15	2940	58							
T160M	11	1470	90	---	---	---	B5 - 350 / 300 / 250	42 x	110	5.0	110	491	601
T160L	15	1480	100	18.5	2960	99	B14 - 250 / 215 / 180					535	645
T180M	18.5	1470	120	22	2940	110	B% - 350 / 300 / 250	48 x 110	5.0	110	20	610	720
T180L	22	1480	135	---	---	---							

unverbindliche Abmessungen u. Gewichte

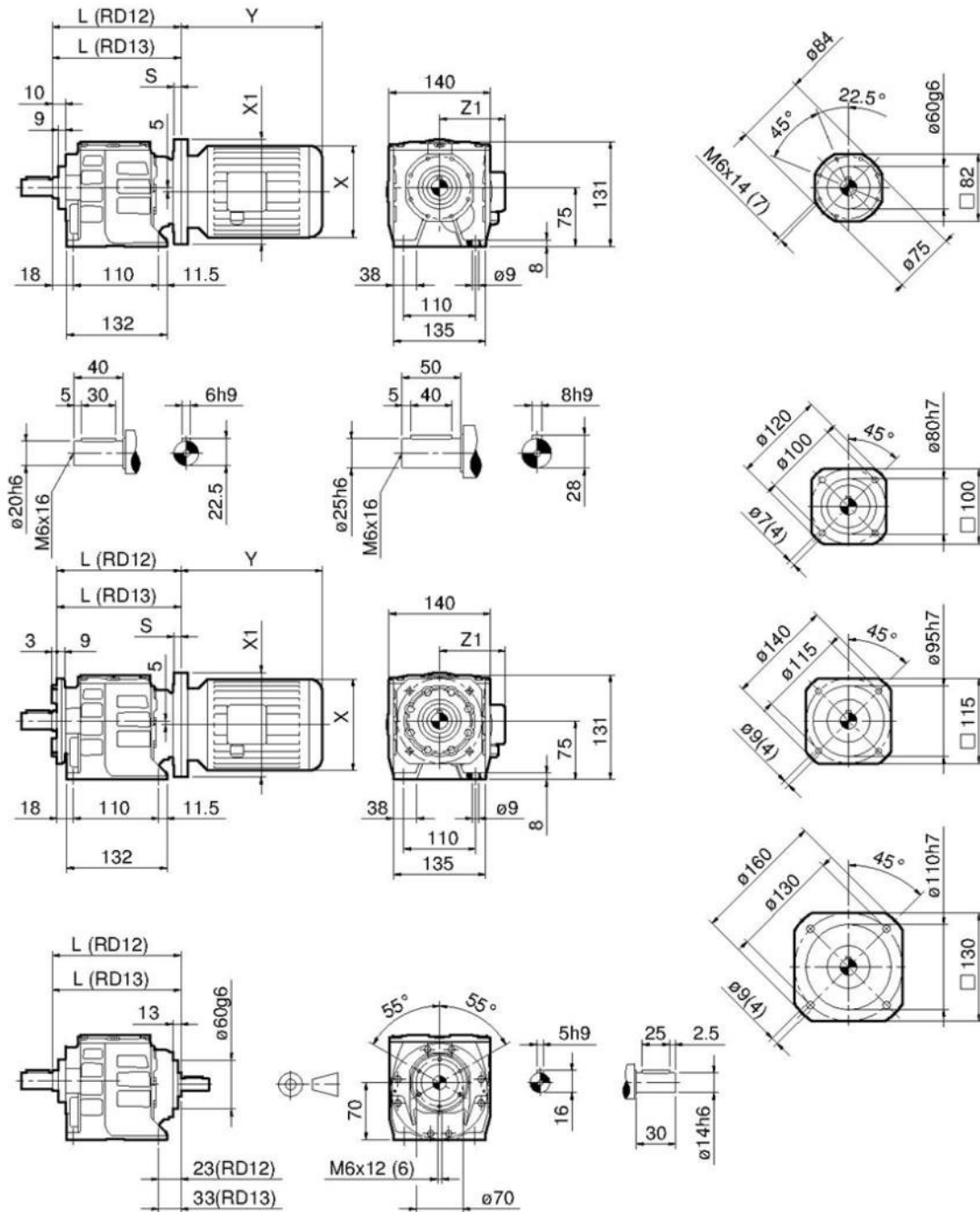
RD 02-03



RD	02 / 03	02 / 03	02 / 03	02	---	---	---	---
IEC	56	63	71	80	---	---	---	---
X / Y / Z1	Abmessungen: Seite 43				---	---	---	---
X1 (B5) / S	120/11	140/10	160/11.5	---	---	---	---	---
X1 (B14) / S	80/8	90/10	105/10	120/11	---	---	---	---
L (RD02)	140	140	140	140	---	---	---	---
L (RD03)	143	143	143	---	---	---	---	---

unverbindliche Abmessungen u. Gewichte

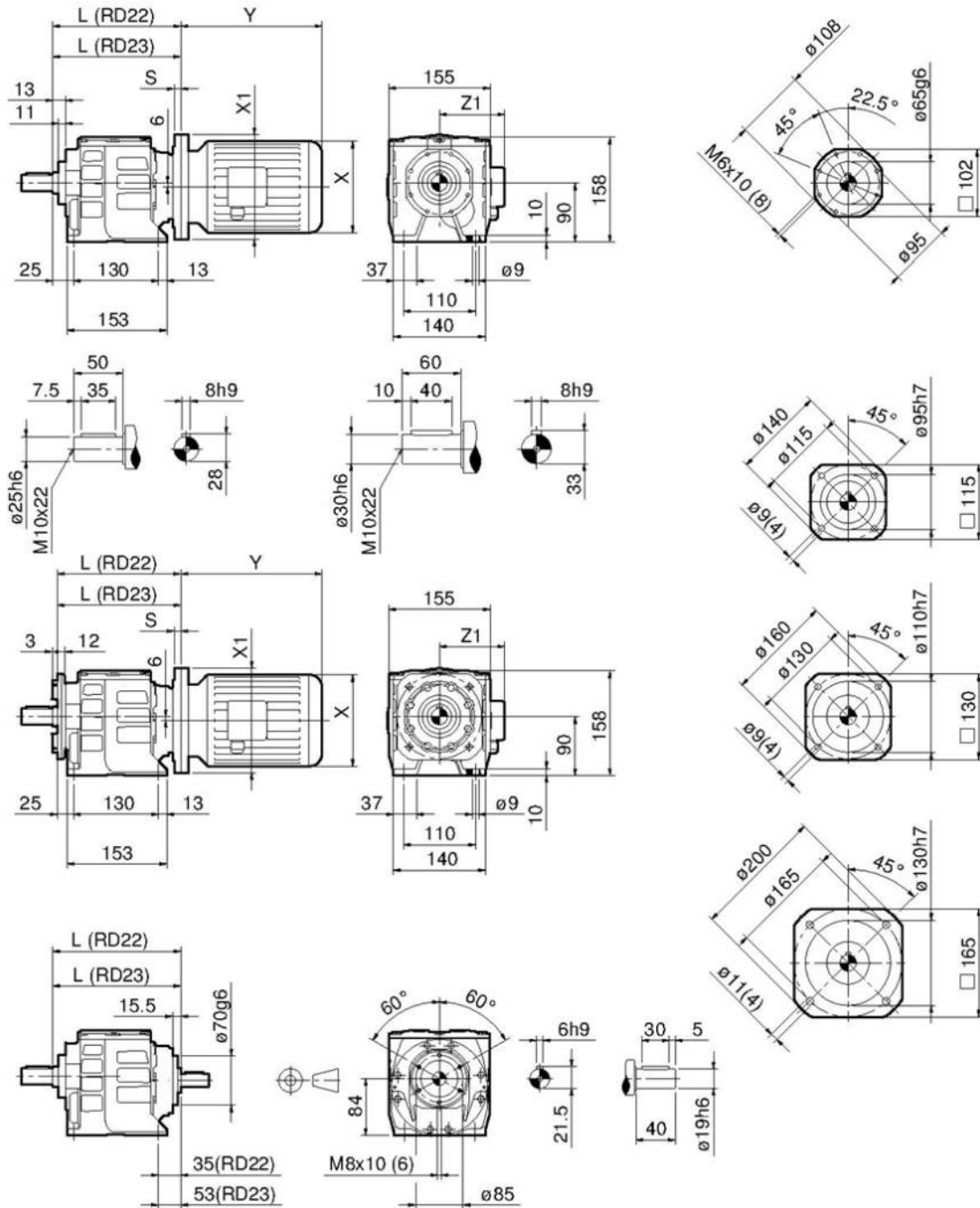
RD 12-13



RD IEC	12 / 13 56	12 / 13 63	12 / 13 71	12 80	12 90 S	12 90 L	---	---
X / Y / Z1			Abmessungen: Seite 43				---	---
X1 (B5) / S	120/11	140/10	160/11.5	200/11	200/11	200/11	---	---
X1 (B14) / S	---	90/8	105/10	120/11	140/10	140/10	---	---
L (RD12)	151	151	151 [B5] 155 [B14]	151	151	151	---	---
L (RD13)	161	161	161 [B5] 155 [B14]	161	161	161	---	---

unverbindliche Abmessungen u. Gewichte

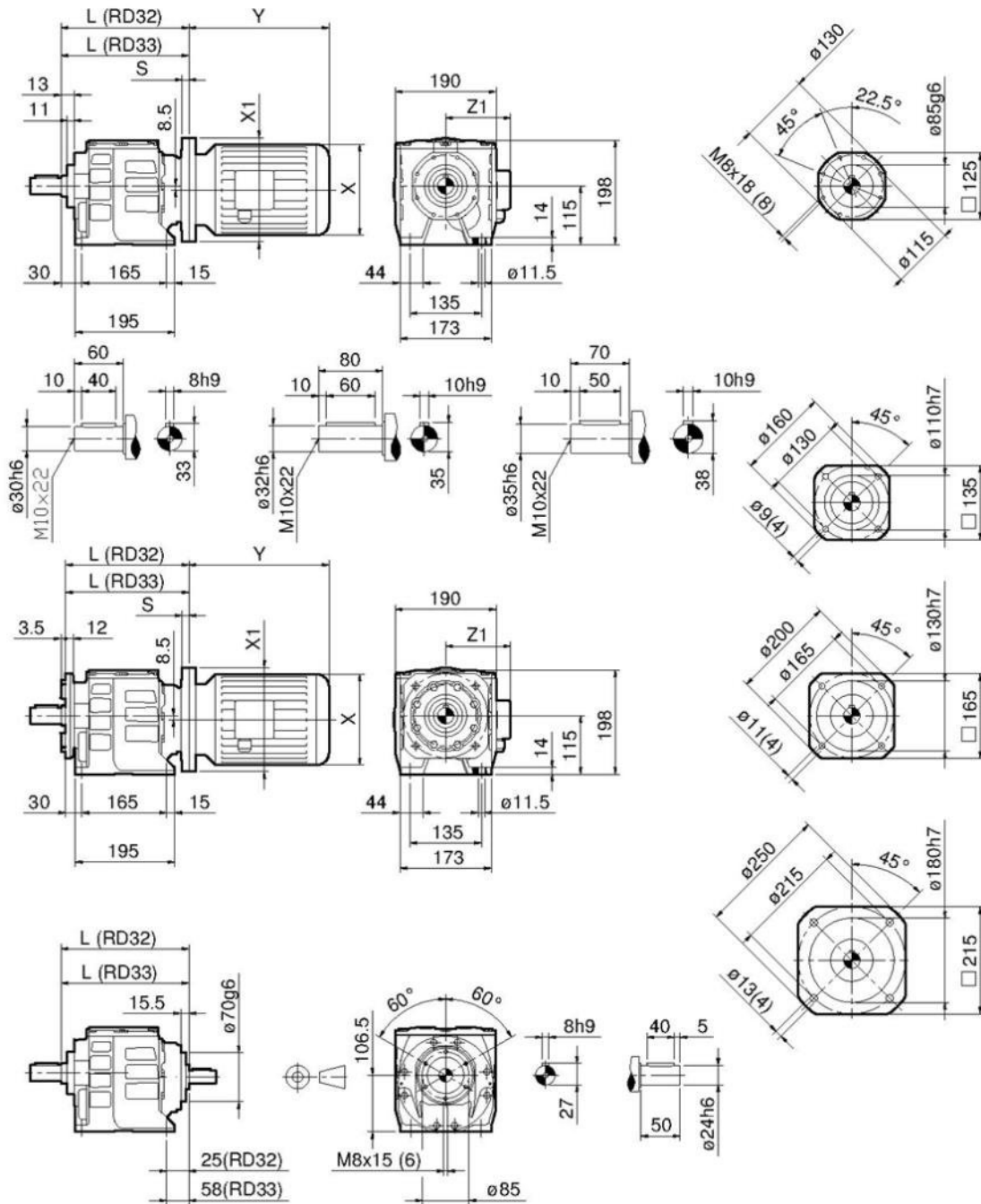
RD 22-23



RD	22 / 23	22 / 23	22 / 23	22 / 23	22 / 23	22	22	---
IEC	63	71	80	90 S	90 L	100	112	---
X / Y / Z1	Abmessungen: Seite 43							---
X1 (B5) / S	140/10	160/11.5	200/11	200/11	200/11	250/13	250/13	---
X1 (B14) / S	---	105/10.5	120/10	140/10	140/10	160/11.5	160/11.5	---
L (RD22)	192	190	190[192-B14]	190[192-B14]	190[192-B14]	191[190-B14]	191[190-B14]	---
L (RD23)	211	209	209[211-B14]	209[211-B14]	209[211-B14]	---	---	---

unverbindliche Abmessungen u. Gewichte

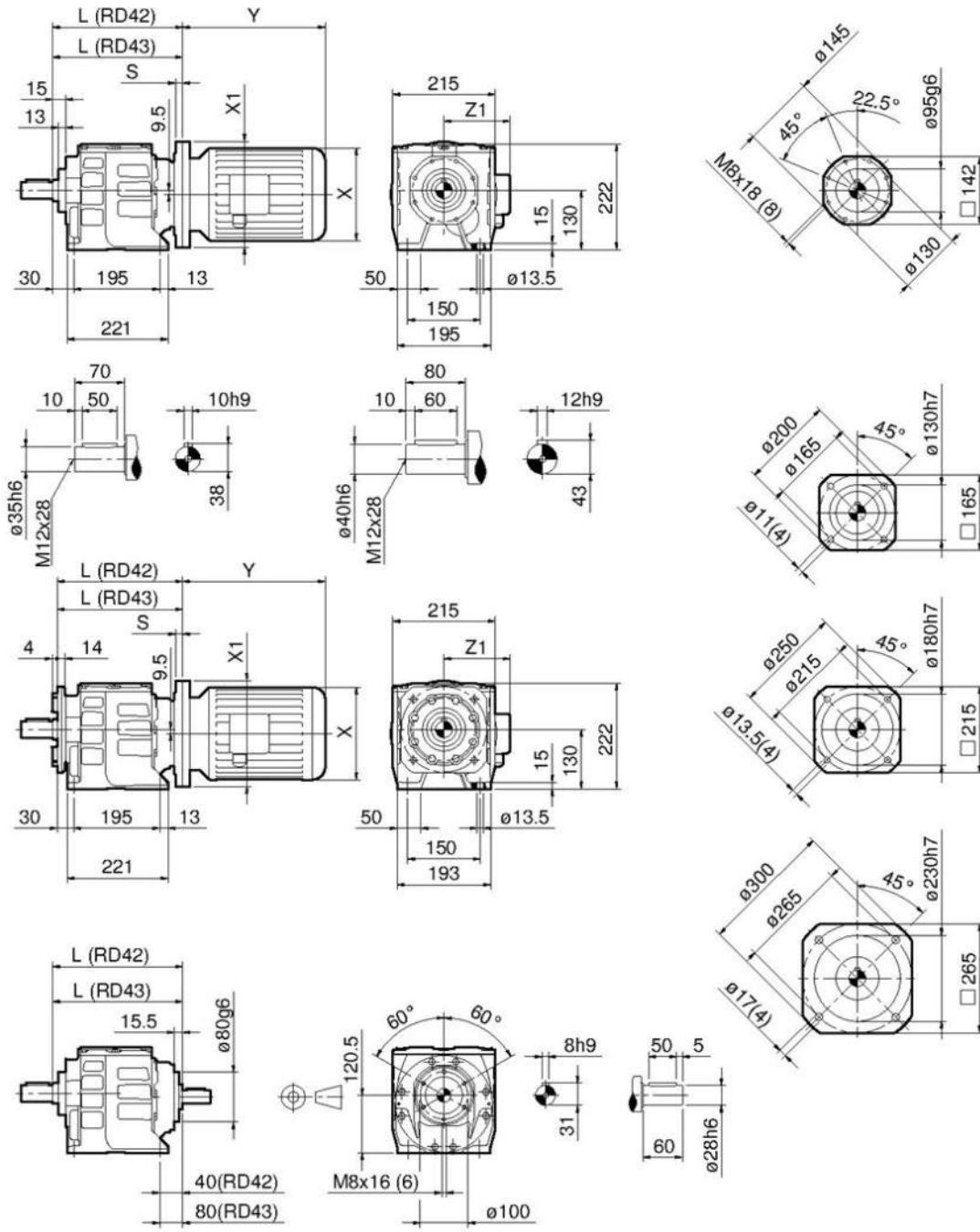
RD 32-33



RD	32 / 33	32 / 33	32 / 33	32 / 33	32	32	---	---
IEC	71	80	90 S	90 L	100	112	---	---
X / Y / Z1	Abmessungen: Seite 43							
X1 (B5) / S	160/11.5	200/11	200/11	200/11	250/13	250/13	---	---
X1 (B14) / S	105/10.5	120/10	140/10	140/10	160/11.5	160/11.5	---	---
L (RD32)	220	220 [B5] 222 [B14]	220 [B5] 222 [B14]	220 [B5] 222 [B14]	228 [B5] 221 [B14]	228 [B5] 221 [B14]	---	---
L (RD33)	253	253 [B5] 255 [B14]	253 [B5] 255 [B14]	253 [B5] 255 [B14]	---	---	---	---

unverbindliche Abmessungen u. Gewichte

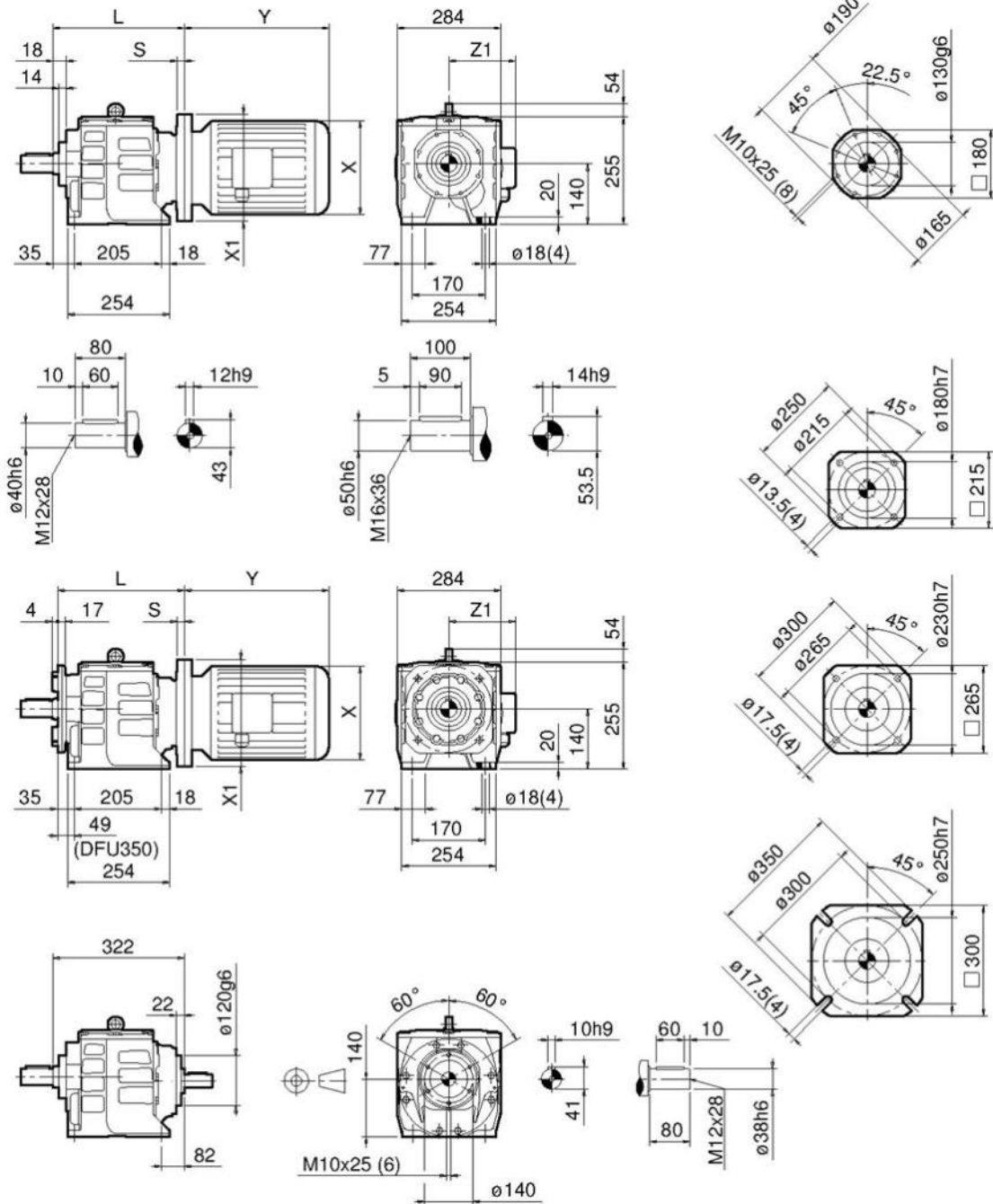
RD 42-43



RD	43	42 / 43	42 / 43	42 / 43	42 / 43	42	42	42
IEC	71	80	90 S	90 L	100	112	132 S	132 M
X / Y / Z1	Abmessungen: Seite 43							
X1 (B5) / S	160/11.5	200/11.5	200/11.5	200/11.5	250/14	250/14	300/15	300/15
X1 (B14) / S	---	120/10	140/10	140/10	160/11.5	160/11.5	200/11.5	200/11.5
L (RD42)	---	265	265 [B5] 268 [B14]	265 [B5] 268 [B14]	266 [B5] 264 [B14]	266 [B5] 264 [B14]	268	268
L (RD43)	305	305	305 [B5] 308 [B14]	305 [B5] 308 [B14]	306 [B5] 304 [B14]	---	---	---

unverbindliche Abmessungen u. Gewichte

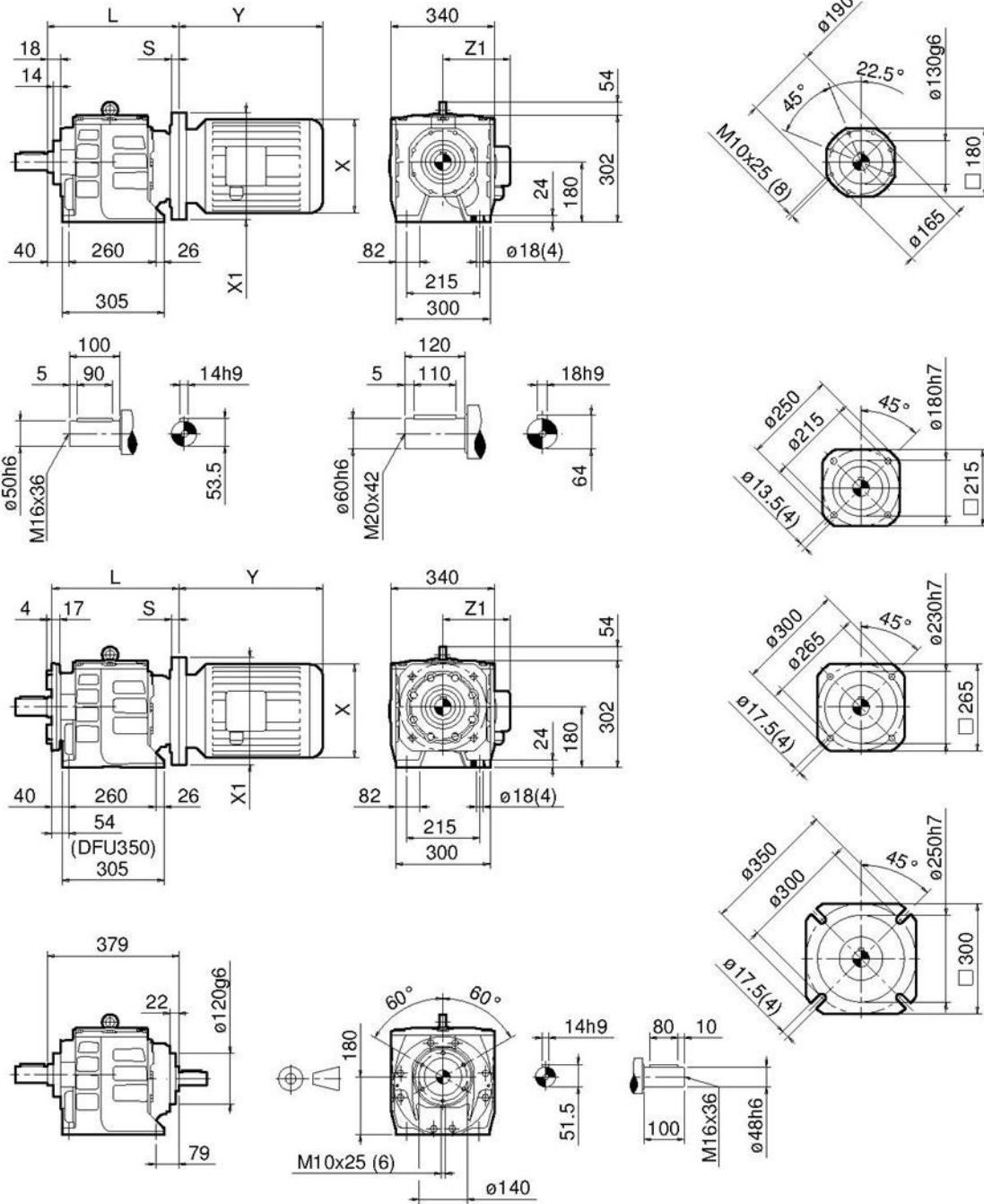
RD 52-53



RD	52 / 53	52 / 53	52 / 53	52/53	52/53	52/53	52	52
IEC	80	90 S	90 L	100	112	132 S/M	160	180
X / Y / Z1	Abmessungen: Seite 43							
X1 (B5) / S	200/16	200/16	200/16	250/16	250/16	300/16	350/25	350/25
X1 (B14) / S	---	---	---	---	---	200/16	---	---
L	322	322	322	322	322	322	353	353
L1 / L1(ø350)	322/336	322/336	322/336	322/336	322/336	322/336	353/367	353/367

unverbindliche Abmessungen u. Gewichte

RD 62-63



RD	62 / 63	62 / 63	62 / 63	62 / 63	62 / 63	62 / 63	62	62
IEC	80	90 S	90 L	100	112	132 S/M	160	180
X / Y / Z1	Abmessungen: Seite 43							
X1 (B5) / S	200/16	200/16	200/16	250/16	250/16	300/16	350/25	350/25
X1 (B14) / S	---	---	---	---	---	200/16	---	---
L	379	379	379	379	379	379	410	410
L1 / L1(ø350)	379/393	379/393	379/393	379/393	379/393	379/393	410/424	410/424

unverbindliche Abmessungen u. Gewichte